

RAPID & RAPID PLUS

INTERGAS®
HEATING SOLUTIONS

THE COST CUTTER

These entry level boilers combine high efficiency in hot water and central heating modes, and the combis condense virtually all the time they're producing hot water. They are also built to last.

But that's not all, the metal flue system means Rapids can safely be installed on the external walls of buildings over 18 metres high (complying with the European safety standard: EN 13501-1 A1).

If you fit an Intergas System Filter when you install any of our boilers, we'll add two more years to the warranty!

Terms and conditions apply.



THE FEATURES

- Combined PRV and condensate connection
- Bithermic heat exchanger
- No diverter valve in combis
- Only 4 moving parts
- Built-in programmer
- 5 boilers in one: combi, system, open vent, open-vent combi and multipoint water heater
- Integrated expansion vessel
- Central flue
- OpenTherm ready
- Should pump fail, boiler will always deliver hot water
- LPG conversion available

3
YEAR
WARRANTY

RAPID


6
YEAR
WARRANTY


RAPID PLUS



RAPID & RAPID PLUS			25	32
Heating rated output		kW	25	32
Safety class		IP	IP44	IP44
NOx class			6	6
NOx level		mg/kWh	36.33	46.08
Domestic hot water				
Nom. load input rating		kW	7.1 - 29.1	7.6 - 32.7
Min. DHW flow rate		ltrs/min	1.5	1.5
ΔT 25 °C		ltrs/min	16.6	18.7
ΔT 35 °C		ltrs/min	11.8	13.3
Domestic hot water temperature (default)		°C	55	55
Load profile			XL	XL
Energy efficiency rating class			A	A
Central heating				
Nom. load (Gross)		kW	7.1 - 25.7	7.6 - 32.7
Nom. load (Net)*		kW	7.1 - 23.15	7.6 - 29.45
Rated power*		kW	7.7 - 25.1	8.2 - 31.9
Max. central heating water pressure		bar	2.5	2.5
Max. central heating water temperature		°C	90	90
Energy efficiency rating class			A	A
Additional data				
Solar compatible			yes	yes
Seasonal heating energy efficiency class			A	A
Heat rated output (power)	P rated	kW	25	32
Seasonal heating energy efficiency	ηs	%	93	93
Annual energy consumption	QHE	GJ	75	96
Sound power level	LWA	dB	50	50
Water heating energy efficiency class			A	A
Water heating energy efficiency	ηWH	%	87	87
Annual electricity consumption	AEC	kWh	20	21
Annual fuel consumption	AFC	kWh	4766	4774

* The CH output is factory set to 70% of the maximum capacity.
Technical specifications subject to change.

A

A

* The CH output is factory set to 70% of the maximum capacity.
 Technical specifications subject to change.

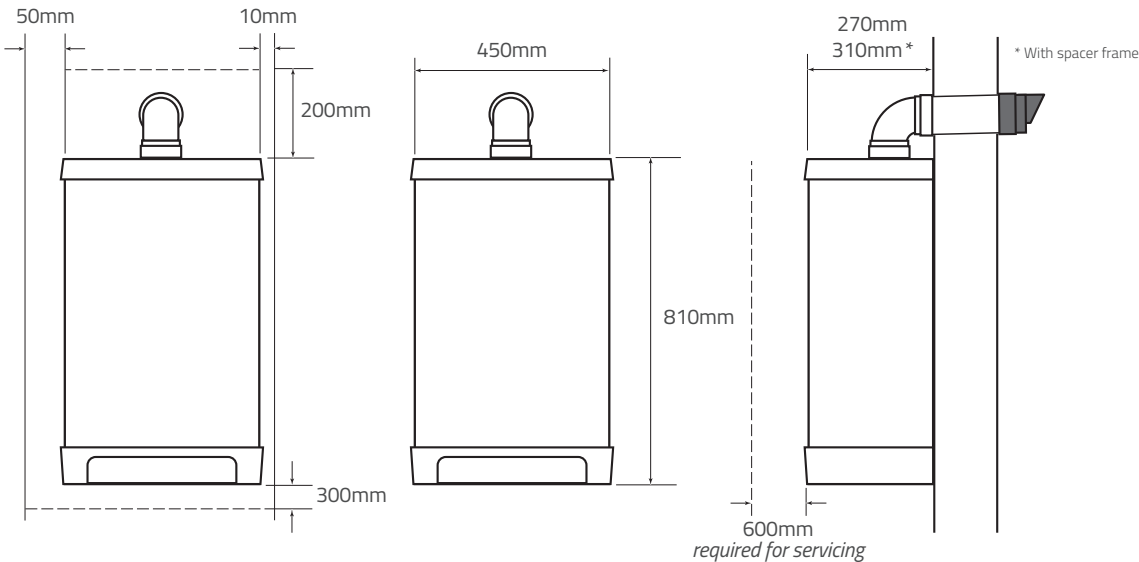


A



A

CLEARANCES & DIMENSIONS



XCLUSIVE

INTERGAS®
HEATING SOLUTIONS

THE EMISSIONS BUSTER

The environment's at a tipping point and this Xclusive is not only packed with energy saving features, it has the lowest NOx emissions of any boiler on the market today.

With a modulation ratio of up to 1:9, an exceptional flow rate of 10.2-13.5 l/min and dual OpenTherm inputs, this is the ultimate boiler for today.

If you fit an Intergas System Filter when you install any of our boilers, we'll add two more years to the warranty!

Terms and conditions apply.

THE FEATURES

- RF module for remote access and control
- Combined PRV and condensate connection
- Integrated expansion vessel
- No diverter valve in combis
- Combis can be converted to a system boiler and a multipoint water heater
- PDHW (additional set up required)
- Twin OpenTherm temperate zones with option to operate up to four zones
- 50m flueing with our twin flue option
- Should pump fail, boiler will always deliver hot water
- 10m concentric flue and flexi flue options available
- LPG conversion available

10 YEAR
WARRANTY



XCLUSIVE			24	30	36
Heating rated output	kW		18	23	27
Safety class	IP		IP44	IP44	IP44
NOx class			6	6	6
NOx level	mg/kWh		17.06	20.33	19.48
Domestic hot water					
Nom. load input rating	kW		3.6 - 25.1	3.6 - 30.5	3.6 - 32.7
Min. DHW flow rate	ltrs/min		1.5	1.5	1.5
ΔT 25°C	ltrs/min		14.3	17.4	18.7
ΔT 35°C	ltrs/min		10.2	12.4	13.5
Domestic hot water temperature (default)	°C		55	55	55
Load profile			L	XL	XL
Energy efficiency rating class			A	A	A
Central heating					
Nom. load (Gross)	kW		4.0 - 20.7	4.0 - 25.6	4.0 - 29.5
Nom. load (Net)*	kW		3.6 - 18.7	3.6 - 23.7	3.6 - 27.0
Rated power*	kW		4.0 - 18.2	4.0 - 23.1	4.0 - 26.6
Max. central heating water pressure	bar		2.5	2.5	2.5
Max. central heating water temperature	°C		80	80	80
Energy efficiency rating class			A	A	A
Additional data					
Solar compatible			yes	yes	yes
Seasonal heating energy efficiency class			A	A	A
Heat rated output (power)	P rated	kW	18	23	27
Seasonal heating energy efficiency	ηs	%	93	93	93
Annual energy consumption	Q _{HE}	GJ	38	48	58
Sound power level	L _{WA}	dB	56	52	58
Maximum load profile			L	XL	XL
Water heating energy efficiency class			A	A	A
Water heating energy efficiency	η _{WH}	%	85	86	87
Annual electricity consumption	A _{EC}	kWh	13	17	15
Annual fuel consumption	A _{FC}	kWh	3078	4998	4930

* The CH output is factory set to 70% of the maximum capacity.
 Technical specifications subject to change.

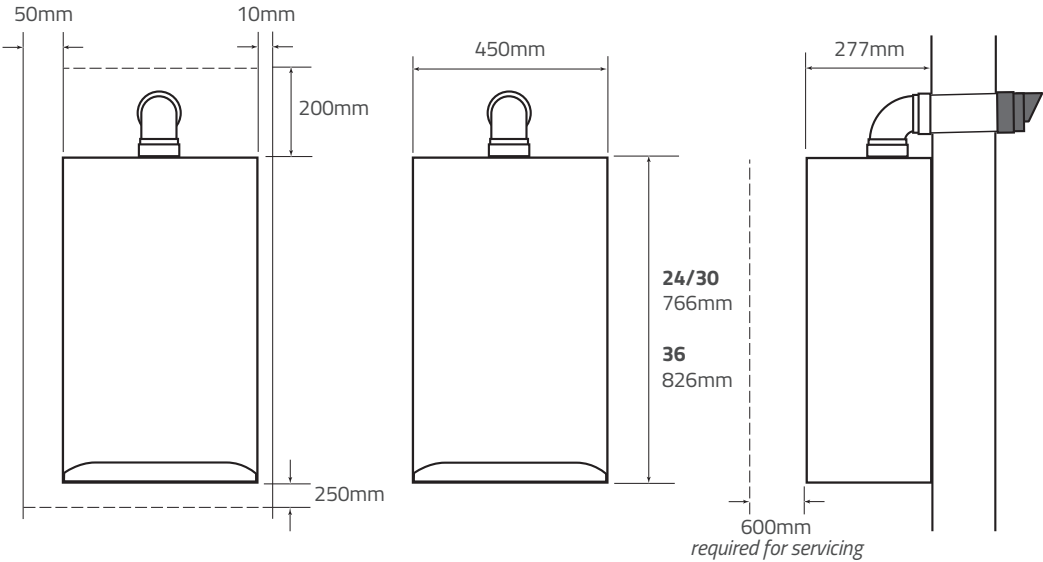


A



A

CLEARANCES & DIMENSIONS



ECO RF

INTERGAS®
HEATING SOLUTIONS

THE GREEN MACHINE

This smart boiler reduces emissions and lowers bills! Built-in software (RF module) enables remote access and control for optimum efficiency.

Thanks to its vacuum insulation, whisper-quiet operation is guaranteed, and its robust build and advanced design engineering make the compact Eco RF as reliable as they come.

If you fit an Intergas System Filter when you install any of our boilers, we'll add two more years to the warranty!

Terms and conditions apply.

THE FEATURES

- No diverter valve in combis
- Only 4 moving parts
- OpenTherm ready
- PDHW (additional set up required)
- 50m flueing with our twin flue options
- 5 boilers in one: combi, system, open vent, open-vent combi and multipoint water heater
- Should pump fail, boiler will always deliver hot water
- 10m concentric flue and flexi flue options available
- Endorsed by the EST
- LPG conversion available

10 YEAR
WARRANTY

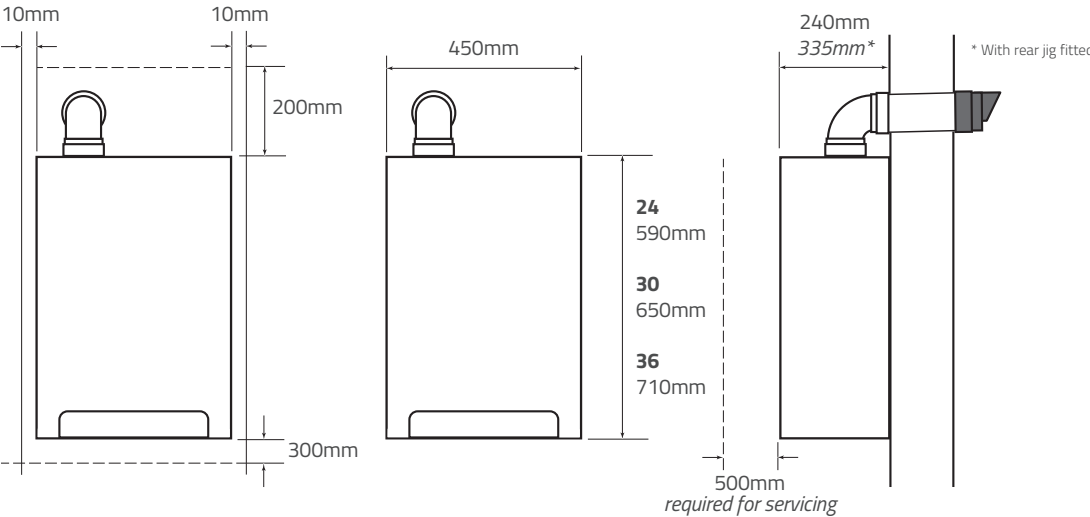


ECO RF			24	30	36
Heating rated output	kW		18	23	27
Safety class	IP		IP44	IP44	IP44
NOx class			6	6	6
NOx level	mg/kWh		28.37	27.37	35.56
Domestic hot water					
Input	kW		5.6 - 22.1	7.1 - 28.0	7.6 - 32.7
Min. DHW flow rate	ltrs/min		1.5	1.5	1.5
ΔT 25°C	ltrs/min		12.6	16	18.7
ΔT 35°C	ltrs/min		9	11.4	13.4
DHW temperature (factory setting)	°C		55	55	55
Load profile			L	XL	XL
Energy efficiency class rating			A	A	A
Central heating					
Nom. input rating (lower value)*	kW		5.6 - 18.7	7.1 - 23.7	7.6 - 27.0
Rated power*	kW		6.5 - 18.2	7.7 - 23.1	8.2 - 26.6
Max. central heating water pressure	bar		2.5	2.5	2.5
Max. central heating water temperature	°C		80	80	80
Energy efficiency class rating			A	A	A
Additional data					
Solar compatible			yes	yes	yes
Seasonal heating energy efficiency class			A	A	A
Heat rated output (power)	P rated	kW	18	23	27
Seasonal heating energy efficiency	ηs	%	93	93	93
Annual energy consumption	Q _{HE}	GJ	38	48	55
Sound power level	L _{WA}	dB	45	45	50
Maximum load profile			L	XL	XL
Water heating energy efficiency	η _{WH}	%	84	86	87
Annual electricity consumption	A _{EC}	kWh	13	17	15
Annual fuel consumption	A _{FC}	kWh	3159	4998	4930

*The CH output is factory set to 70% of the maximum capacity.
Please note, an offset flue should be used if a centralised position is required.
Technical specifications subject to change.



CLEARANCES & DIMENSIONS



HRE OV

INTERGAS®
HEATING SOLUTIONS

THE ORIGINAL

The HRE is the boiler on which all other Intergas boilers have been modelled. It represents design engineering at its best: reliable, ultra-efficient and built to last.

The compact HRE OV is a central heating-only boiler and is the ideal replacement for any open-vent heating system. Add a cylinder and it can provide hot water too.

If you fit an Intergas System Filter when you install any of our boilers, we'll add two more years to the warranty!

Terms and conditions apply.

THE FEATURES

- Bithermic heat exchanger
- Only 4 moving parts
- OpenTherm ready
- Built-in programmer
- Compact design
- No jig required
- Flow/return compression couplers and gas isolation valves supplied
- 10m concentric flue and flexi flue options available
- Endorsed by the EST
- LPG conversion available

7
YEAR
WARRANTY

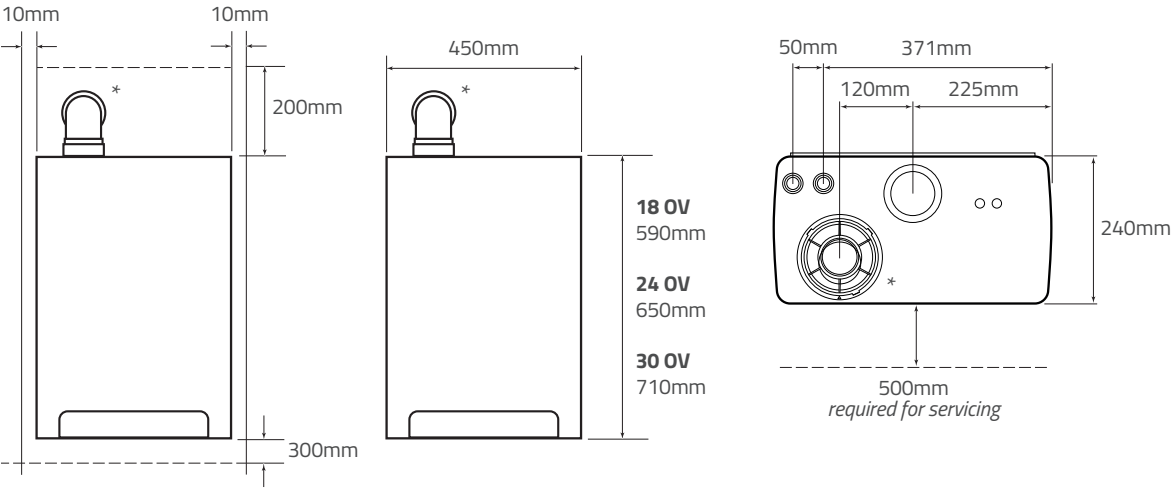


HRE OV				18	24	30
Rated output				18	23	27
Safety class		IP	IP44	IP44	IP44	
NOx class			6	6	6	
NOx level		mg/kWh	28.37	27.37	35.56	
Central heating						
Nom. input rating (lower value)*		kW	5.6 - 18.7	7.1 - 23.7	7.6 - 27.0	
Rated power*		kW	6.1 - 18.2	7.7 - 23.1	8.2 - 26.6	
Max. central heating water pressure		bar	2.5	2.5	2.5	
Max. central heating water temperature		°C	80	80	80	
Energy efficiency rating class			A	A	A	
Additional data						
Seasonal heating energy efficiency class			A	A	A	
Heat rated output (power)		P rated kW	18	23	27	
Seasonal heating energy efficiency		ηs %	93	93	93	
Annual energy consumption		QHE GJ	38	48	55	
Sound power level		LWA dB	45	45	50	
Annual electricity consumption		AEC kWh	13	17	15	
Annual fuel consumption		AFC kWh	3159	4998	4903	

*The CH output is factory set to 70% of the maximum capacity.
 Intergas has a wide range of vertical and horizontal flues; there is also an offset
 flue kit available which will ensure the flue is in a centralised position.
 Technical specifications subject to change.



CLEARANCES & DIMENSIONS



*Offset flue required to bypass flow and return pipework.

HRE SB

INTERGAS®
HEATING SOLUTIONS

THE ORIGINAL

The HRE is the boiler on which all other Intergas boilers have been modelled. It represents design engineering at its best: reliable, ultra-efficient and built to last.

The compact HRE SB is a central heating-only boiler. If it replaces an open-vent system, it will save space in the attic, and it will always save energy.


If you fit an Intergas System Filter when you install any of our boilers, we'll add two more years to the warranty!

Terms and conditions apply.

THE FEATURES

- Bithermic heat exchanger
- Only 4 moving parts
- OpenTherm ready
- Built-in programmer
- PDHW (additional set up required)
- Compact design
- 10m concentric flue and flexi flue options available
- Endorsed by the EST
- LPG conversion available

7
YEAR
WARRANTY

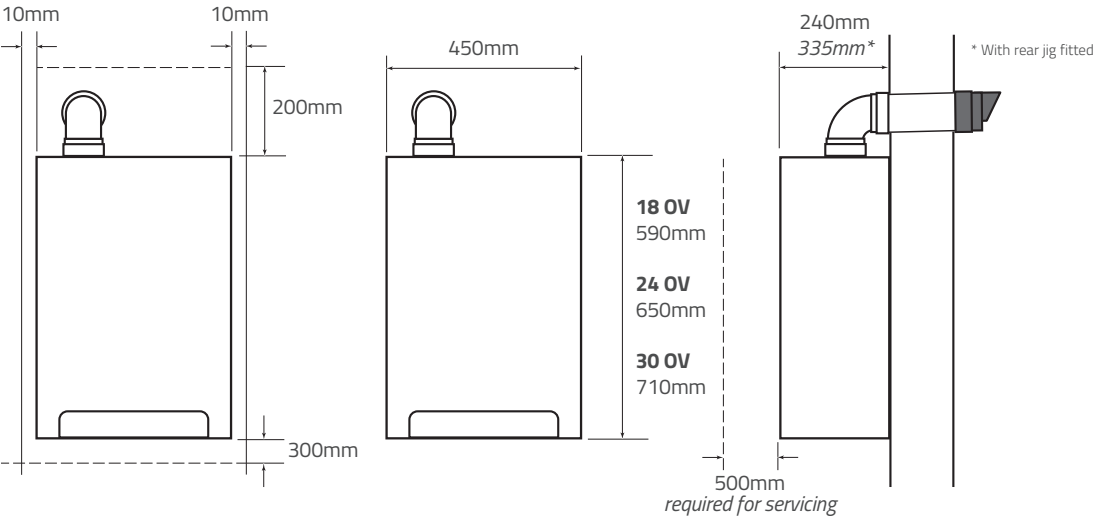


HRE SB			18	24	30	40
Rated output			18	23	27	41
Safety class	IP		IP44	IP44	IP44	IP44
NOx class			6	6	6	6
NOx level	mg/kWh		28.37	27.37	35.56	53.44
Central heating						
Nom. input rating (lower value)	kW		5.6 - 18.7	7.1 - 23.7	7.5 - 27.0	7.8 - 42.5
Rated power*	kW		6.1 - 18.2	7.7 - 23.1	8.2 - 26.6	8.3 - 40.9
Max. central heating water pressure	bar		2.5	2.5	2.5	2.5
Max. central heating water temperature	°C		80	80	80	80
Energy efficiency rating class			A	A	A	A
Additional data						
Seasonal heating energy efficiency class			A	A	A	A
Heat rated output (power)	P rated	kW	18	23	27	41
Seasonal heating energy efficiency	η _s	%	93	93	93	92
Annual energy consumption	Q _{HE}	GJ	38	48	55	86
Sound power level	L _{WA}	dB	45	45	50	55
Annual electricity consumption	A _{Ec}	kWh	13	17	15	15
Annual fuel consumption	A _{Fc}	kWh	3159	4998	4930	4930

*The CH output is factory set to 70% of the maximum capacity.
 Intergas has a wide range of vertical and horizontal flues; there is also an offset flue kit available which will ensure the flue is in a centralised position.
 Technical specifications subject to change.



CLEARANCES & DIMENSIONS



HRE COMBI

INTERGAS®
HEATING SOLUTIONS

THE ORIGINAL

The HRE is the combi boiler on which all other Intergas boilers have been modelled. It represents design engineering at its best: reliable, ultra-efficient and built to last.

Compact and responsive, the HRE combines the best of both worlds... heat and hot water exactly when you want it. And it will always do it economically.

If you fit an Intergas System Filter when you install any of our boilers, we'll add two more years to the warranty!

Terms and conditions apply.

THE FEATURES

- Bithermic heat exchanger
- No diverter valve in combis
- Only 4 moving parts
- OpenTherm ready
- Built-in programmer
- PDHW (additional set up required)
- 5 boilers in one: combi, system, open vent, open-vent combi and multipoint water heater
- Should pump fail, boiler will always deliver hot water
- 10m concentric flue and flexi flue options available
- Endorsed by the EST
- LPG conversion available

7
YEAR
WARRANTY



HRE COMBI				24/18	28/24	36/30	36/40
Rated output				18	23	27	41
Safety class		IP		IP44	IP44	IP44	IP44
NOx class				6	6	6	6
NOx level		mg/kWh		28.37	27.37	35.56	53.44
Domestic hot water							
Input		kW		5.6 - 22.1	7.1 - 28.0	7.6 - 32.7	7.8 - 32.7
Min. DHW flow rate		ltrs/min		1.5	1.5	1.5	1.5
ΔT 25°C		ltrs/min		12.6	16	18.7	18.7
ΔT 35°C*		ltrs/min		9.0	11.4	13.4	13.4
DHW temperature (default)		°C		55	55	55	55
Load profile				L	XL	XL	XL
Energy efficiency class rating				A	A	A	A
Central heating							
Nom. input rating (lower value)*		kW		5.6 - 18.7	7.1 - 23.7	7.6 - 27.0	7.8 - 42.5
Rated power*		kW		6.1 - 18.2	7.7 - 23.1	8.2 - 26.6	8.3 - 40.9
Max. central heating water pressure		bar		2.5	2.5	2.5	2.5
Max. central heating water temperature		°C		80	80	80	80
Energy efficiency rating class				A	A	A	A
Additional data							
Seasonal heating energy efficiency class				A	A	A	A
Heat rated output (power)		P rated kW		18	23	27	41
Solar compatible				yes	yes	yes	yes
Seasonal heating energy efficiency		η _s %		93	93	93	92
Annual energy consumption		Q _{HE} GJ		38	48	55	86
Sound power level		L _{WA} dB		45	45	50	55
Maximum load profile				L	XL	XL	XL
Water heating energy efficiency		η _{WH} %		84	86	87	87
Annual electricity consumption		A _{EC} kWh		13	17	15	1615
Annual fuel consumption		A _{FC} kWh		3159	4998	4930	4930

*The CH output is factory set to 70% of the maximum capacity.
 Intergas has a wide range of vertical and horizontal flues; there is also an offset flue kit available which will ensure the flue is in a centralised position.
 Technical specifications subject to change.



CLEARANCES & DIMENSIONS

